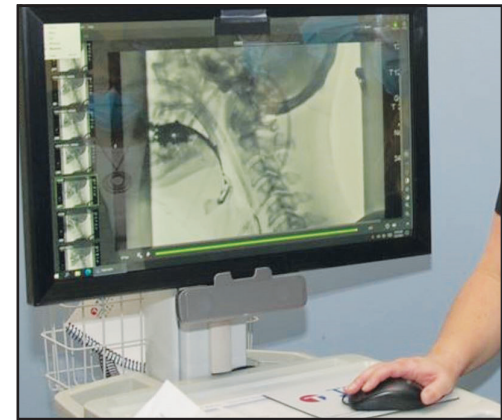


Unveiling Leading Technology at SGH



Wow! 1,000 donors gave during Christmas, raising \$460,000 towards Mammography and Fluoroscopy... THANKS TO THE INCREDIBLE GENEROSITY OF OUR DONORS:

On February 22nd, 2022, we were pleased to hold "Ribbon Cutting Ceremonies" for the NEW Digital Fluoroscopy & Mammography Suites at SGH!

Watch our video on Youtube



Equipment overview:

Fluoroscopy Digital Room \$852,000

The unit is a C-arm configuration meaning that the X-ray tube and image receptor are connected by a large "C" that can be moved around the patient in any direction and angulation. The patient does not have to be turned into multiple positions but instead can lay comfortably on the table while the machine does all the work. This is a very nice feature during interventional procedures when a patient may be sedated and/or have needles and tubes being inserted. Connected to the Fluoro unit, there is a high res video and audio recording device, called a TIMS unit, that our Speech Pathologists are using to record studies on patients who are having problems swallowing. Swallowing studies are performed on stroke patients. The TIMS unit can be disconnected and taken to other areas of the hospital for consultation with other practitioners or for review with the patient. The recording device on our old fluoroscopy unit was not working reliably at the end of its 'life' so needless to say the Speech Pathologists are really excited to have the TIMS.

Another Mammography Unit to Double Service at \$780,000

The General Electric Senographe Pristina Mammography System delivers superior diagnostic accuracy for screening studies and diagnostic interventions all in the detection of breast cancer.

Thanks to the generosity of our donors, the Stratford General Hospital Foundation is able to fund this very important piece of Imaging equipment complete with many accessory and auxiliary components. Thanks also need to be extended to staff who worked alongside of me over the last 6 months in this RFP replacement project.

Our new suite has added technologies that will enable us to evaluate abnormalities seen on a standard mammogram. We will have the option of 3D Mammography called tomosynthesis which produces multiple images and reconstructs them into a 3D image. This reduces tissue overlap similar to a CT scan. Very soon we will be using intravenous contrast while performing mammograms, again, similar to a CT scan. Breast cancers typically have a larger blood supply than normal tissue and are better visualized with contrast enhancement.

Most abnormalities detected on standard

mammograms are not cancer, but if they are, our aim is to detect them earlier. Smaller cancers are easier to treat and have better outcomes. I'd like to share a recent study from a Canadian Breast Screening Program that provides the following example based on their data. In every 1000 women (age 55) who go for screening, 929 (or 93%) of them will have normal results. The other 71 women will be asked to return for additional imaging to evaluate suspicious areas. After further imaging 59 of these women will be told there is no evidence of cancer. For the 12 women where suspicion remains, they will undergo a biopsy. Approximately 4 (of the original 1000 women) will be diagnosed with breast cancer and will be offered treatment.

In the last year, there were over 7300 screening and diagnostic mammography examinations completed at Stratford General Hospital. Our Breast Assessment Center is now operating with 2 mammography units, increased Technological staff, all who have their certification in breast imaging, as well as 4 Breast Radiologists who are on-site for consultation, reporting and same-day assessment and biopsy when needed.

- Louanne Plain MRT ACR, Manager-Medical Imaging

Thank you to the **Kiwanis Club of Stratford**





Member of **Kiwanis Club of Stratford**

In appreciation of your very generous donation!

Members pictured: Cynthia Hastings - President, Tom Edge, Lauren Francis, Terry Marklevitz, David MacLennan, Ron Bailey, Gerald Cook, Ron Fischer, Ron Connolly, and Linda Connolly.

On March 18th we welcomed (with thanks and gratitude!) the Kiwanis Club of Stratford to unveil their room naming plaque for the Orthopedic room (out-patient clinic) at SGH- this gift will support patient care in Orthopedics. We also celebrate their generous gift towards a hospital bed for the SGH Surgery Unit. We can never say thank you enough!

Upcoming Events

BIDS FOR BEDS




LAUNCHING APRIL 4th...



The Volunteers of Stratford General Hospital are holding an **ONLINE auction** to fundraise funds towards hospital beds for the Surgery Unit at SGH.

SEE FACEBOOK FOR SALES LINK SOON!



...one conversation at a time

UPLevel Supports the Stratford General Hospital


www.uplevel.global

Bickell's Flooring 

"Where Service Is Our Commitment to Excellence"

519-273-4564
380 LORNE AVE., STRATFORD

Because We Care



Your trusted source for local news and sports.

www.stratfordbeaconherald.com

Orr Insurance & Investment

You've Got Options

50 Cobourg Street, Stratford
519-271-4340
Orr Insurance... Answering the call.

Famme & Co. Professional Corporation


CHARTERED PROFESSIONAL ACCOUNTANTS

Proudly Supporting Our Community for a Better Tomorrow

125 Ontario Street, Stratford
519-271-7581

A heartfelt thanks to our donors!

Exceptional Healthcare... built on a **STRONG FOUNDATION**



Andrea Page
Executive Director
519.272.8210 ext. 2627

ACTION HEALTH CARE

SALES • SERVICE • RENTALS

Keeping You Independent

In Home Service & Delivery Available

519-271-6700 • 684 Ontario St., Stratford
519-284-4348 • 566 Queen St. E., St. Marys
toll free 866.222.4843 • www.actionhealthcare.ca

RANDY PETTAPIECE MPP - Perth-Wellington

519-272-0660
pettapiiece.ca



W.G. Young

Funeral Home Ltd. And Reception Centre

519-271-7411
430 Huron Street